

## Exercise 1 • Listening for Sounds in Words

► Put an X where you hear the sound.

1. 

--	--	--

2. 

--	--	--

3. 

--	--	--

4. 

--	--	--

5. 

--	--	--

6. 

--	--	--	--

7. 

--	--	--	--

8. 

--	--	--	--

9. 

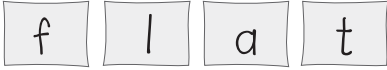
--	--	--	--

10. 

--	--	--	--

**Exercise 2 • Chain It**

- ▶ Use your self-stick notes. Start with the word **flat**.



- ▶ Add or change the sound-spelling correspondence to make the next word your teacher says.
- ▶ Make a list of the words here:

---

---

---

---

---

---

---

---

---

---

---

---

## Unit 2 • Lesson 9

### Exercise 3 • Diagram It: Subject/Predicate

- ▶ Add a subject to the diagram to answer:

Who (or what) did it?

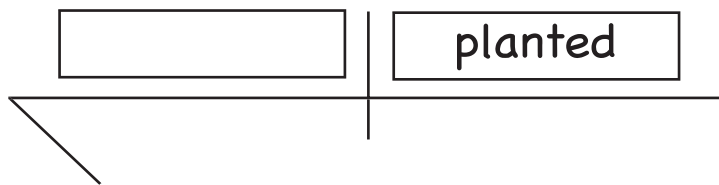
- ▶ Write a sentence using the diagram.

1.           Who did it?           What did they do?

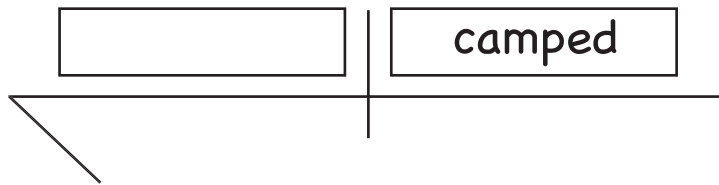


Scientists mapped.

2.           Who did it?           What did she do?



3.           Who (or what) did it?    What did he do?



(continued)

**Exercise 3** *(continued)* • **Diagram It: Subject/Predicate**

4.      Who (or what) did it?      What did it do?

	trapped
--	---------

---

*(Note: A diagonal line is drawn from the bottom-left corner of the subject box to the bottom-left corner of the predicate box.)*

5.      Who (or what) did it?      What did she do?

	rafted
--	--------

---

*(Note: A diagonal line is drawn from the bottom-left corner of the subject box to the bottom-left corner of the predicate box.)*