

Blueprint for Writing
















Unit _____ Student _____ Date _____

The form is a writing blueprint template. It consists of three identical vertical sections. Each section is bounded by a vertical line on the left and a large arrow pointing to the right on the right. Inside each section, there is a large rectangular box at the top, followed by four smaller rectangular boxes with wavy borders arranged in a row. These boxes are connected by vertical lines, suggesting a flow of ideas or a structured writing process. The entire form is designed to help students organize their thoughts and structure their writing.

Chain It

Unit _____ Student _____ Date _____

B	M	E
B	M	E
B	M	E
B	M	E
B	M	E
B	M	E
B	M	E
B	M	E
B	M	E
B	M	E
B	M	E
B	M	E
B	M	E
B	M	E
B	M	E
B	M	E


1. 
2. 
3. 
4. 
5. 
6. 
7. 
8. 
9. 
10. 
11. 
12. 
13. 
14. 
15. 

Define It

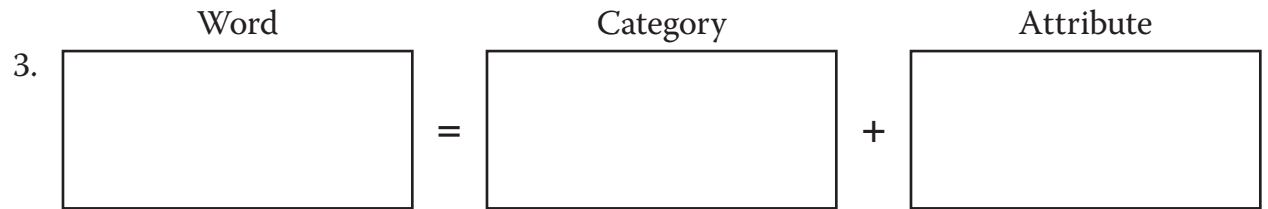
Unit _____ Student _____ Date _____



Definition: _____



Definition: _____



Definition: _____

Diagram It 2 Subject/Predicate/Direct Object

Unit _____ Student _____ Date _____

Sentence Pattern #2
Form: Noun/Verb/Noun
Function: Subject/Predicate/Direct Object

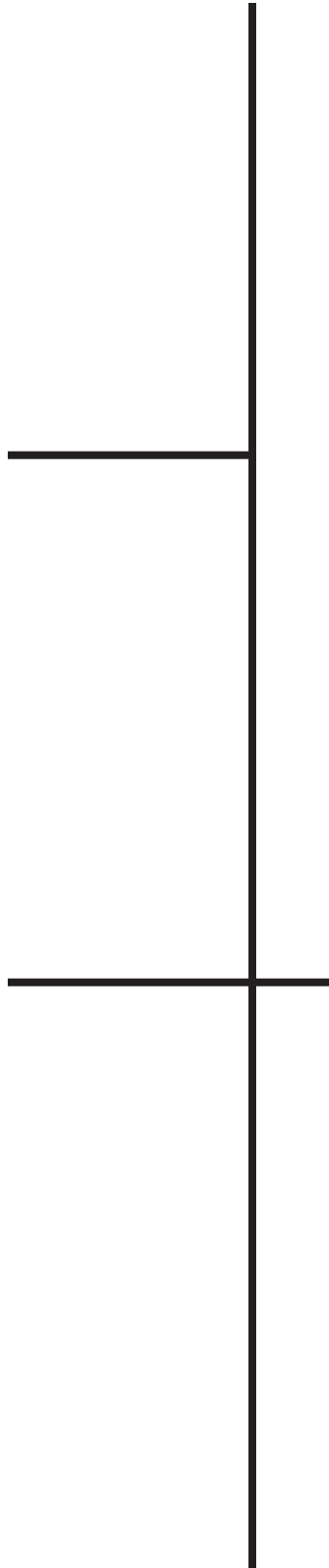
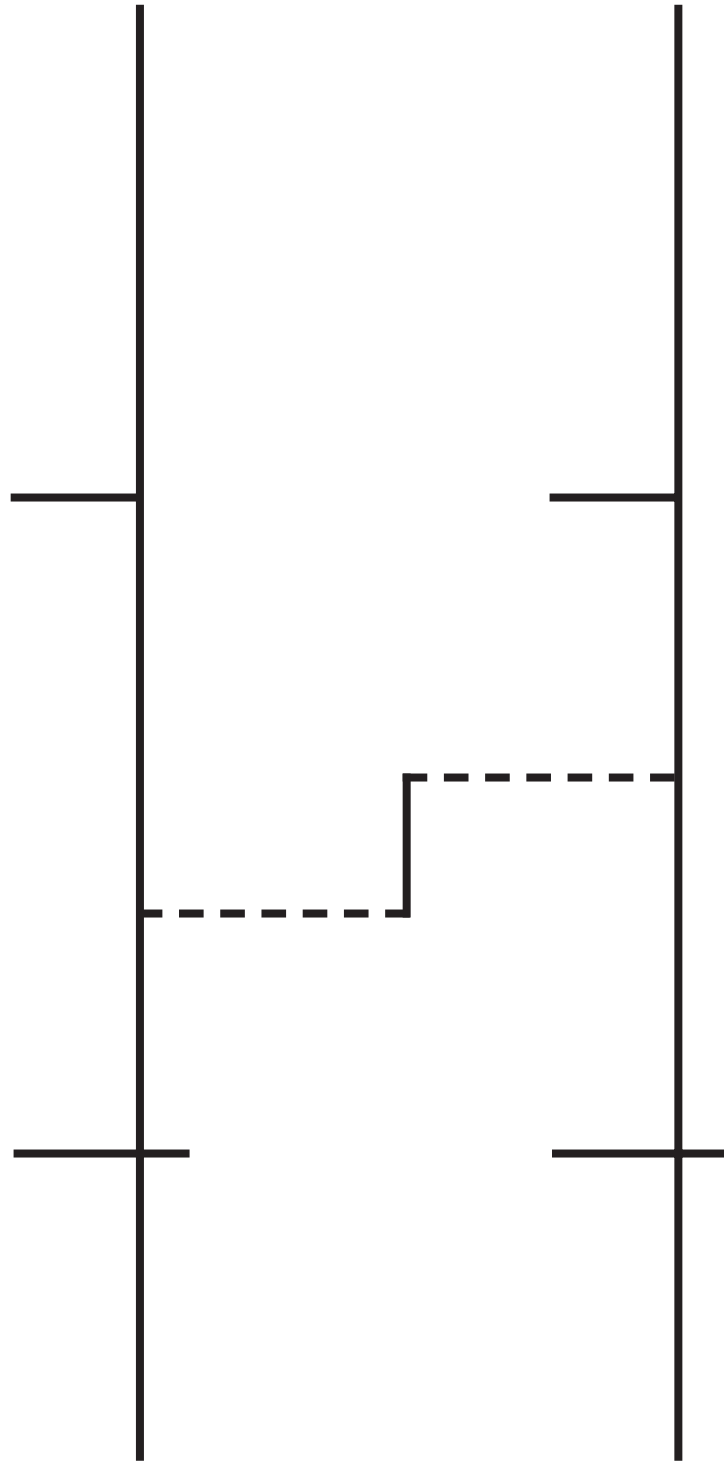


Diagram It 6 Compound Sentence

Unit _____ Student _____ Date _____

Sentence Pattern #6
Form: Noun + Verb + Noun + Verb
Function: Subject + Predicate + Subject + Predicate



Multiple Meaning Map

Unit _____ Student _____ Date _____

